

Objective 4) In line with its three-year strategic plan, the MAT will audit and transform its provision for children and young people with Special Educational Needs and Disabilities so that we reduce the attainment gap between pupils with SEND and all children with SEND nationally by at least half:

- from 7% to within a range of 0% to 3% at Key Stage 2 – **Achieved -2%**
- From 8% to within a range of 0% to 4% at Key Stage 1 – **Achieved +1%**

KS2

- 2022 proportion of SEN Other (SEN K) pupils (cohort 135) attaining the Expected Standard or better (EXS+) in read, writing and mathematics combined (RWM comb) was 17%, -4% below Nat 21%, marking a small improvement of +2% from -6% below national in 2019.

MAT KS2 Attainment 2022

135 pupils

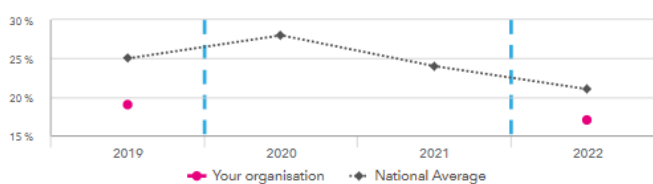
% Expected standard+ (Re, Wr, Ma) DFE

17%

FFT Rank

100 BETTER ▶ 1

In line with the national average (21%)



- 2022 proportion of SEN EHCP (SEN E) pupils (cohort 23) attaining EXS+ in RWM comb was 13%, +6% above the Nat 7%. This was a decline of -3% from +9% in 2019 to +6% in 2022. Note both results are strong.

MAT KS2 Attainment 2022

23 pupils

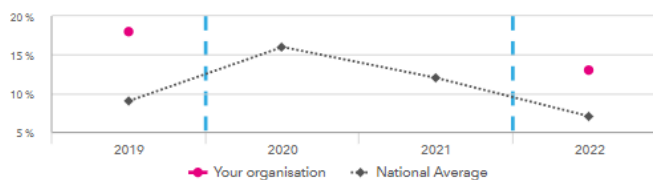
% Expected standard+ (Re, Wr, Ma) DFE

13%

FFT Rank

100 BETTER ▶ 1

In line with the national average (7%)



- 2022 proportion of all SEN (E + K) pupils (cohort 158) attaining EXS+ in RWM comb was 16%, -2% below the Nat 18%, improving from -4% below in 2019.

MAT KS2 Attainment 2022

158 pupils

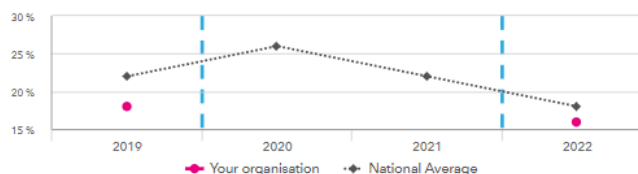
% Expected standard+ (Re, Wr, Ma) DFE

16%

FFT Rank

100 BETTER ▶ 1

In line with the national average (18%)




KS1

- 2022 proportion of SEN Other (SEN K) pupils (cohort 110) attaining the Expected Standard or better (EXS+) in read, writing and mathematics combined (RWM comb) was 17%, in line with Nat 17%, marking a strong improvement of +7% from -7% below national in 2019.

MAT KS1 Attainment 2022

110 pupils

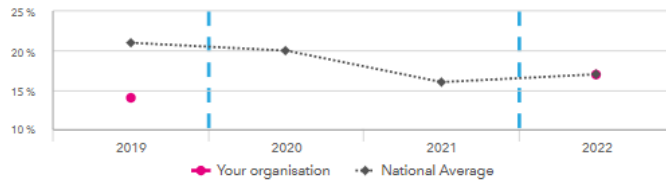
% Expected Standard + (Re, Wr, Ma) 

17%

FFT Rank

100 BETTER ▶ 1


In line with the national average (17%)



- 2022 proportion of SEN EHCP (SEN E) pupils (cohort 12) attaining EXS+ in RWM comb was 8%, +1% above the Nat 7%. This was a marked improvement +8% from 0%, -7% below Nat in 2019.

MAT KS1 Attainment 2022

12 pupils

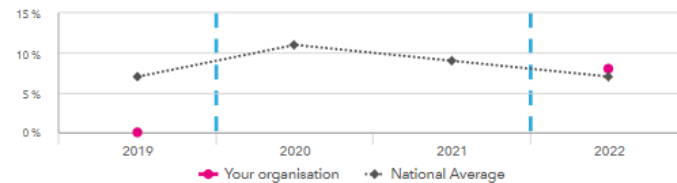
% Expected Standard + (Re, Wr, Ma) 

8%

FFT Rank

100 BETTER ▶ 1


In line with the national average (7%)



- 2022 proportion of all SEN (E + K) pupils (cohort 122) attaining EXS+ in RWM comb was 16%, +1% above the Nat 15%, improving markedly by +7% from -6% below in 2019.

MAT KS1 Attainment 2022

122 pupils

% Expected Standard + (Re, Wr, Ma) 

16%

FFT Rank

100 BETTER ▶ 1

In line with the national average (15%)

